

Reception Home Learning-Summer Term/Week 2

Literacy

Reading:


Word hunt! Use books or magazines to find hidden tricky words.

Writing:

Write a list for the pirates. They need... treasure, eye patch, telescope, parrot. Can you think of anything else?

Phonics:

<https://www.phonicsbloom.com/uk/game/phonics-frog?phase=3>



<https://www.youtube.com/watch?v=KnVP6iBAvHg>

<https://www.youtube.com/watch?v=as0TWS0RGzA>

Click on this link to listen to the stories first and then complete the other activities.

Maths

Shape, space & measure:

treasure hunt! A pirate loves treasure! Set up your own treasure hunt. Of course every hunt will need some clues. Use positional language, e.g. under, in, on top.

Numbers:

Look at the pirates counting and see if it is right - treasure, or wrong - trash! Help the pirates with their counting! They have counted out coins on the back of their treasure maps.

Physical:

9am -10am PE with Joe Wicks

<https://www.youtube.com/watch?v=880t2ReVHkw>

Understanding the world:

Make a pirate treasure map. X marks the spot!

Mental Health & Well Being:

<https://www.youtube.com/watch?v=CR9Crv7Dgbc&feature=youtu.be>

Enjoy the story of Gaspard the fox.

Understanding the world:

Sleeping Pirates. Pick someone to be the judge. How long can you pretend to be asleep for? Can you time this with a phone?

Expressive Arts & Design:

Telescopes!

Take a kitchen roll (or loo roll) to use as a telescope. Talk about how to make patterns looking at colour and shape. This could be with paints or with tape you have around the house.

Parents, please contact us through this email address reception@ivybridge.hounslow.sch.uk we are here ready and waiting to answer any questions about home learning or just to have a chat between 11-12, Miss Shurey & Miss Sexton.



Talking Together



7

7

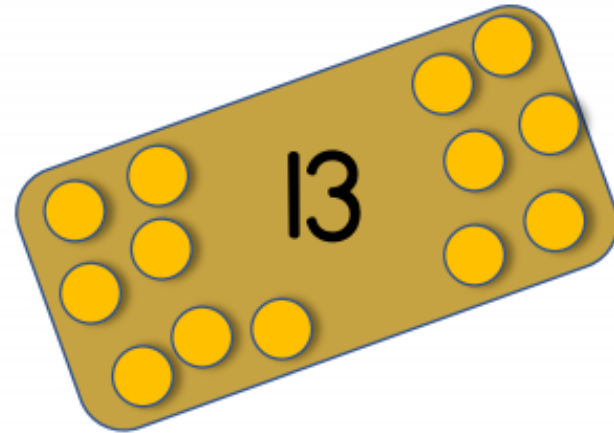
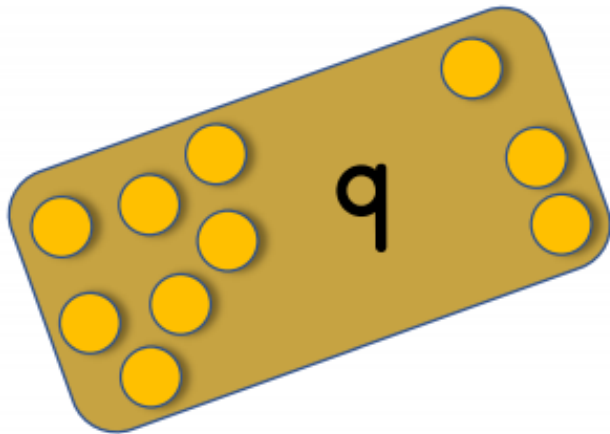

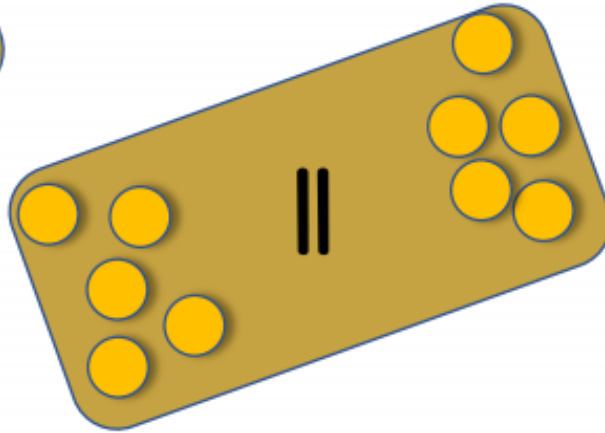
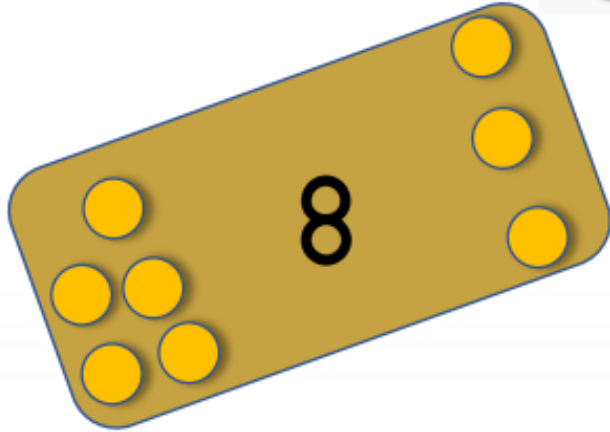
6


10

9




Talking Together

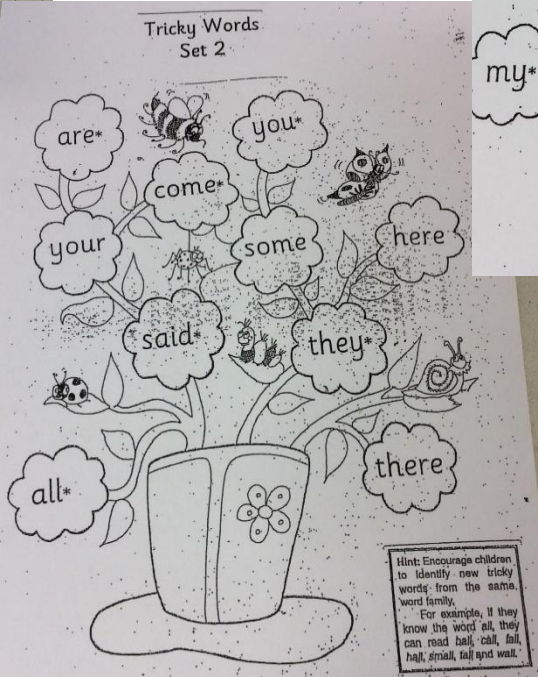




Make tricky word flash cards to help you remember the words.

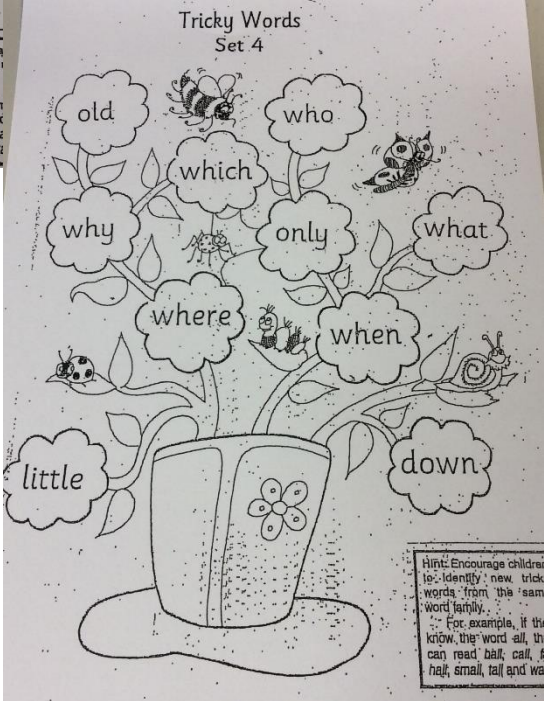


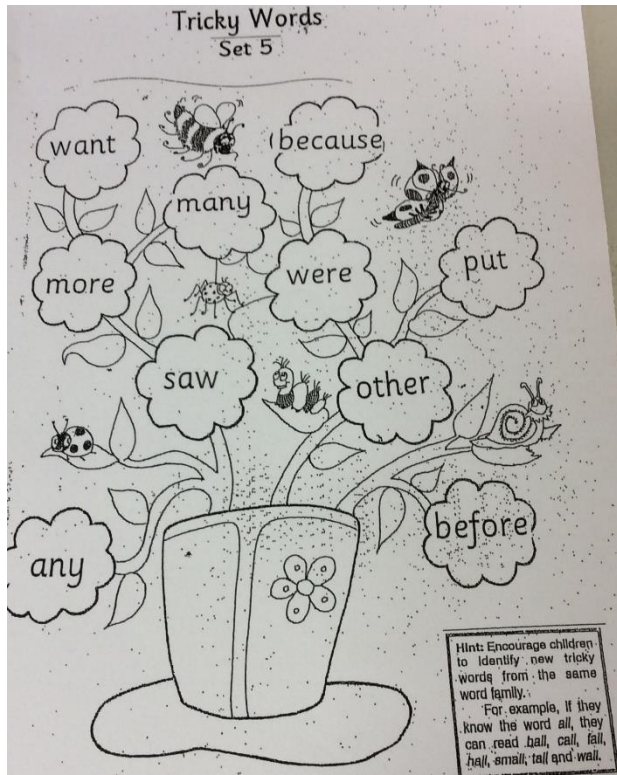
Use your magic finger to trace the words in the air or on the carpet.



Find the words that rhyme.


Find the words in storybooks.





Tricky words!

Please look at these tricky words, encourage your child to recognise the words, copy them and then use them in a sentence. Remember, you cannot sound these words out.



Please do not forget to practice your sound book. It is very important we do not forget any phonics!

